

Highline Water District  
Rate Hearing  
11/23/2021

## Proposed 2022 Rate Changes:

- Water Commodity Charges: Increase 3.5%
- Meter Base Rates: Increase 3.5%
- Low Income, Sr. or Disabled Decrease Meter Base Rate from 35% to 50%

# Monthly Commodity Charges

## 2020 & 2021 Charges

## Proposed 2022 Charges

- Winter (> 0 ccf): \$3.82
- Summer (0 – 5 ccf):\$3.82
- Summer (6+ ccf): \$4. 53

- Winter (> 0 ccf): \$3.95
- Summer (0 – 5 ccf):\$3.95
- Summer (6+ ccf): \$4.69

# Monthly Meter Base Rates

## 2020 & 2021 Rates

(Single-family Residential)

<u>Meter Size</u>	<u>Monthly Rate</u>
• Sr. / Low Income	\$10.09
• 5/8" & 3/4"	\$15.53
• 1"	\$27.63
• 1.5"	\$46.90

## Proposed 2022 Rate

(Single-family Residential)

<u>Meter Size</u>	<u>Monthly Rate</u>
• Sr. / Low Income	\$ 8.04
• 5/8" & 3/4"	\$16.07
• 1"	\$28.60
• 1.5"	\$48.54

# Average Monthly Water Bill

## 2020 & 2021

Winter Bill (6 ccf)

\$38.45

Summer Bill (8 ccf)

\$48.22

Average Annual Bill

\$41.71

## Proposed 2022

Winter Bill (6 ccf)

\$39.78

Summer Bill (8 ccf)

\$49.89

Average Annual Bill

\$43.15

Approx. Increase:

**+ \$1.50 / month**

# Reasons for Rate Increase

- No rate increase in 2020
- Keep up with inflation (approx. 6% in 2021)
- Considerable Capital Improvement Projects:
  - International Blvd at SR-509 Extension
  - King County Lake to Sound Trail Relocation
  - Mansion Hill 2.5 MG Tank Recoating
  - Multiple AC Water Main Replacements

# Low Income, Senior or Disabled Water Bill

- 2020 & 2021 Rates  
Meter Charges - monthly:  
with 35% Reduction  
5/8" or 3/4" \$10.09  
1" \$17.96  
  
Avg Monthly Bill  
5/8" or 3/4" meter: \$36.27

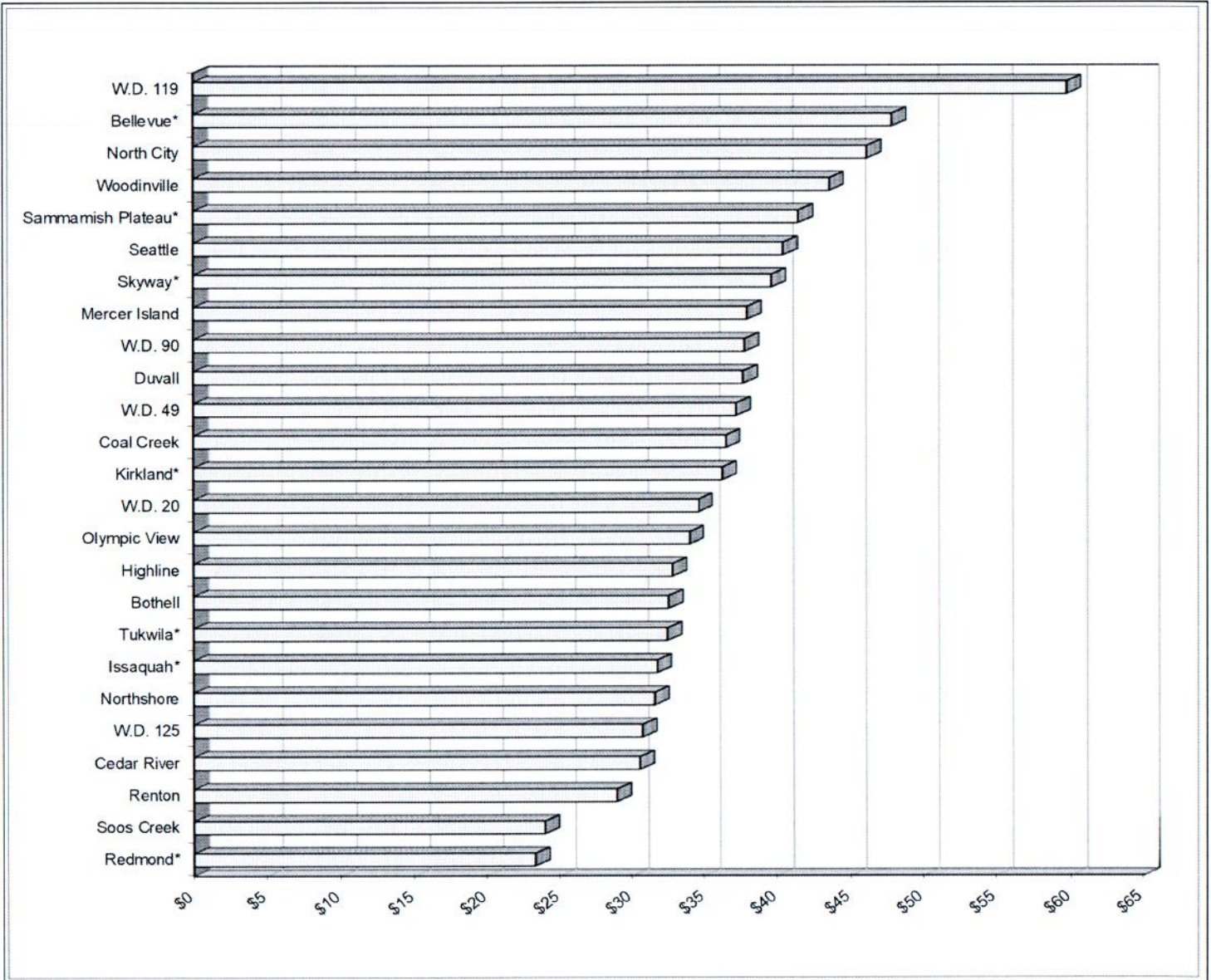
- 2022 (Proposed) Rates  
Meter Charges - monthly:  
**with 50% Reduction**  
5/8" or 3/4" \$ 8.04  
1" \$14.30  
  
Avg Monthly Bill  
5/8" or 3/4" meter: \$35.11  
  
Approx. Decrease:  
**- \$1.20**

# HWD Rate Increases History

- 2014 2.2%
- 2015 0.0%
- 2016 0.0%
- 2017 2.6%
- 2018 2.6%
- 2019 0.0%
- 2020 2.5%
- 2021 0.0%
- **2022 (proposed) 3.5%**
  - Avg Annual Rate Increase: 1.5%

**Average Monthly Residential Bills at 2021 Rates and LOW Consumption  
(3.5 ccf/mo Winter and 5 ccf/mo Summer Consumption)**

Utility		Average Monthly Bill
1	W.D. 119	\$59.57
2	Bellevue*	\$47.75
3	North City	\$46.05
4	Woodinville	\$43.43
5	Sammamish Plateau*	\$41.31
6	Seattle	\$40.30
7	Skyway*	\$39.52
8	Mercer Island	\$37.87
9	W.D. 90	\$37.71
10	Duvall	\$37.62
11	W.D. 49	\$37.15
12	Coal Creek	\$36.44
13	Kirkland*	\$36.18
14	W.D. 20	\$34.48
15	Olympic View	\$33.86
16	Highline	\$32.66
17	Bothell	\$32.39
18	Tukwila*	\$32.31
19	Issaquah*	\$31.61
20	Northshore	\$31.43
21	W.D. 125	\$30.59
22	Cedar River	\$30.41
23	Renton	\$28.87
24	Soos Creek	\$23.88
25	Redmond*	\$23.21
<b>Wholesale Average</b>		<b>\$35.96</b>



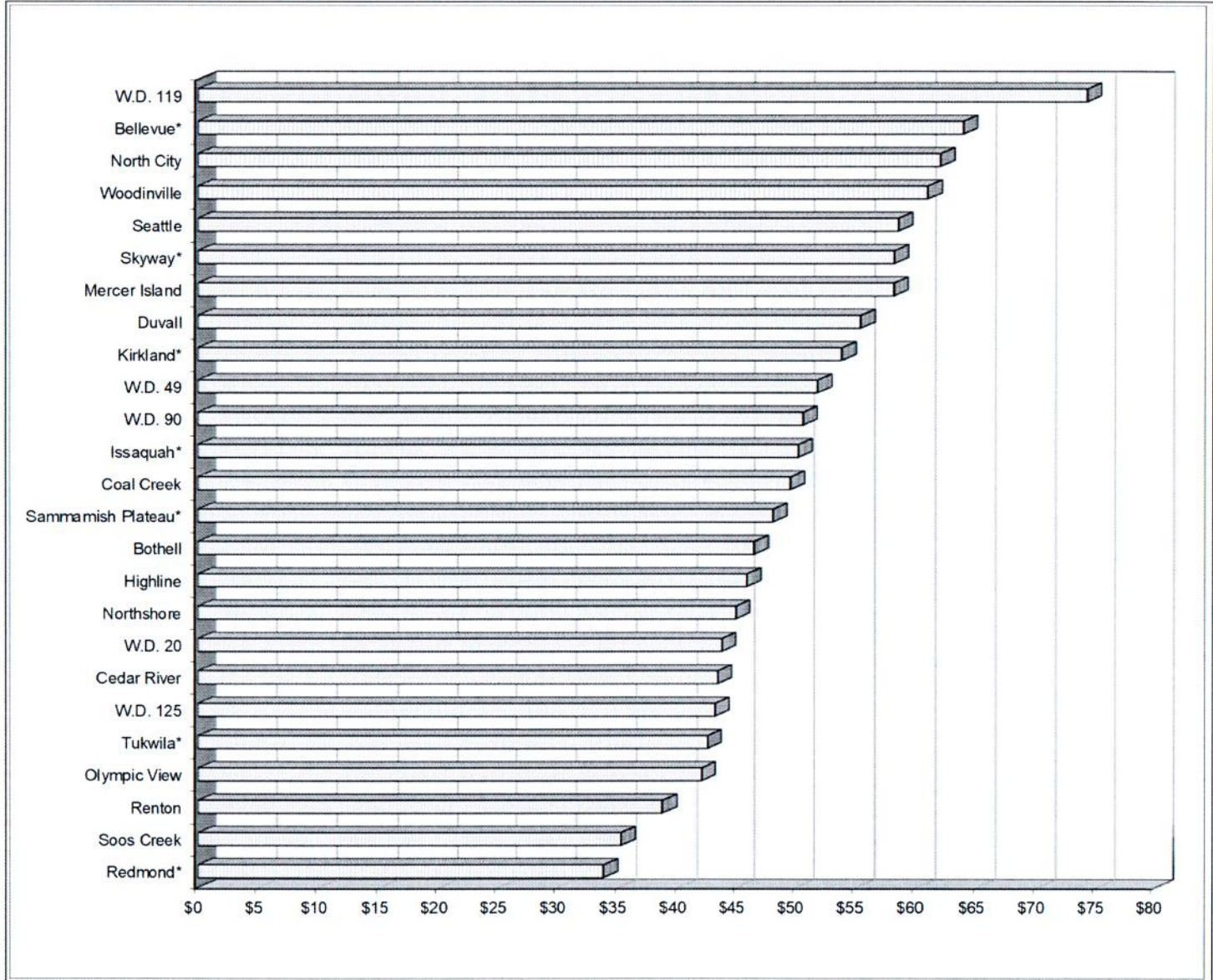
\* Member of Cascade Water Alliance



### Figure 1.2

#### Average Monthly Residential Bills at 2021 Rates and MEDIUM Consumption (6 ccf/mo Winter and 9 ccf/mo Summer Consumption)

Utility		Average Monthly Bill
1	W.D. 119	\$74.09
2	Bellevue*	\$63.73
3	North City	\$61.83
4	Woodinville	\$60.81
5	Seattle	\$58.45
6	Skyway*	\$58.11
7	Mercer Island	\$58.07
8	Duvall	\$55.31
9	Kirkland*	\$53.76
10	W.D. 49	\$51.77
11	W.D. 90	\$50.54
12	Issaquah*	\$50.12
13	Coal Creek	\$49.46
14	Sammamish Plateau*	\$48.00
15	Bothell	\$46.43
16	Highline	\$45.81
17	Northshore	\$44.86
18	W.D. 20	\$43.65
19	Cedar River	\$43.29
20	W.D. 125	\$43.06
21	Tukwila*	\$42.38
22	Olympic View	\$41.86
23	Renton	\$38.61
24	Soos Creek	\$35.17
25	Redmond*	\$33.72
<b>Wholesale Average</b>		<b>\$49.67</b>

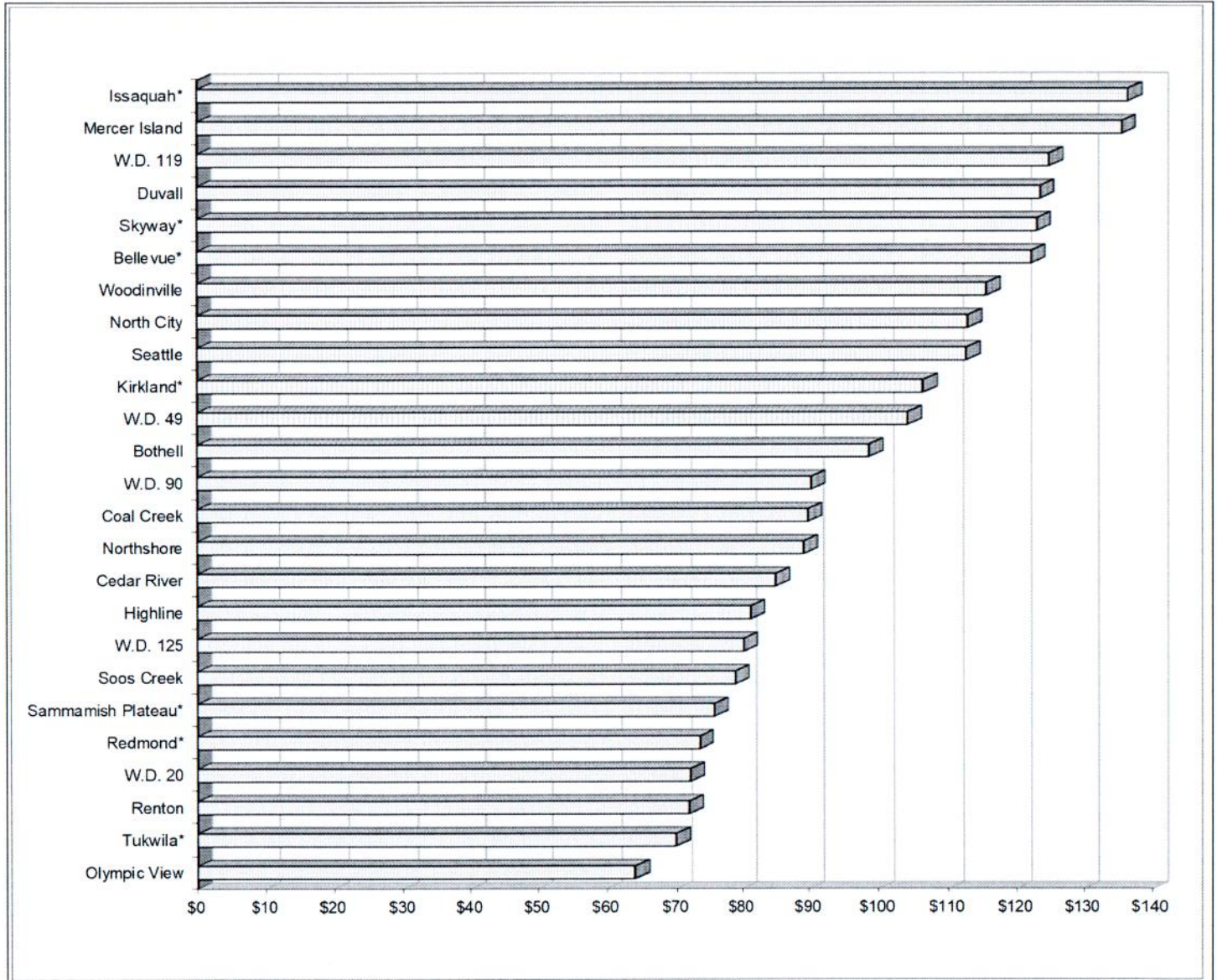


\* Member of Cascade Water Alliance

### Figure 1.3

#### Average Monthly Residential Bills at 2021 Rates and HIGH Consumption (12 ccf/mo Winter and 21 ccf/mo Summer Consumption)

	Utility	Average Monthly Bill
1	Issaquah*	\$136.41
2	Mercer Island	\$135.53
3	W.D. 119	\$124.74
4	Duvall	\$123.39
5	Skyway*	\$122.89
6	Bellevue*	\$122.06
7	Woodinville	\$115.32
8	North City	\$112.66
9	Seattle	\$112.43
10	Kirkland*	\$106.20
11	W.D. 49	\$104.01
12	Bothell	\$98.49
13	W.D. 90	\$90.17
14	Coal Creek	\$89.68
15	Northshore	\$89.03
16	Cedar River	\$84.93
17	Highline	\$81.21
18	W.D. 125	\$80.10
19	Soos Creek	\$78.83
20	Sammamish Plateau*	\$75.63
21	Redmond*	\$73.32
22	W.D. 20	\$71.85
23	Renton	\$71.66
24	Tukwila*	\$69.74
25	Olympic View	\$63.87
	<b>Wholesale Average</b>	<b>\$96.62</b>



\* Member of Cascade Water Alliance

# Questions?

**Contact Customer Service at**  
[Customerservice@highlinewater.org](mailto:Customerservice@highlinewater.org)

**Or Call**  
206-824-0375