

**Highline Water District
King County, Washington**

RESOLUTION 11-11-22A

**RESOLUTION TO ADOPT THE 2012 – 2013 WATER RATES AND AMEND
ACCORDINGLY THE HIGHLINE WATER DISTRICT CODE (HWDC)
SECTION 6.04.020 – WATER/MISCELLANEOUS RATES**

WHEREAS, RCW 57.08.081 authorizes the Highline Water District Board of Commissioners ("District") to fix rates and charges for providing water service, such rates and charges to be fixed as deemed necessary by the District Board of Commissioners so that uniform charges will be made for the same class of customer or service and facility; and

WHEREAS, RCW 57.08.081 authorizes the District Board of Commissioners in classifying customers to consider in its discretion several factors including the difference in cost to various customers, the location of the various customers within and without the District, the difference in cost of maintenance, operation, repair and replacement of the various parts of the system, the different character of the service furnished to various customers, the quantity and quality of the service and facility furnished, the time of its use, the achievement of water conservation goals and the discouragement of wasteful practices and any other matters which present a reasonable difference as a ground for a distinction in the establishment of water rates and charges; and

WHEREAS, pursuant to RCW 57.08.005, the District possesses full authority to regulate and control the use, content, distribution, and price of its water supply and water system and the rates to be charges relating thereto; and

WHEREAS, previous District resolutions adopted by the Board of Commissioners have provided for and authorized the District to increase water rates based on increases to the wholesale charges for water billed to the District by Seattle Public Utilities; and

WHEREAS, the Board of Commissioners of the Highline Water District directed staff to publish notice of a Public Hearing to be held in the Board Room of the Highline Water District, 23828 30th Ave S, Kent, WA 98032, at 9:00 a.m., or as soon thereafter as can be heard, on Tuesday, November 22, 2011, for the purpose of accepting public testimony on adjustment of and possible increase to customer water rates, service fees and charges; and

WHEREAS, notice of the public hearing was published in the Highline Times on November 11, 2011 and November 18, 2011; and

Highline Water District King County, Washington

RESOLUTION 11-11-22A

WHEREAS, the proposed 2012 Water Rates (highlighted) are as follows:

Proposed 2012 Water Rates

Effective 1/1/2012

Avg. 6.0% Rate Increase: (+9% Meter Charge & +4.6% Water Consumption Rate)

Low-Income Senior / Disabled: - (\$4.00) less than 5/8" or 3/4" meter base charge

Meter Size	2010 Monthly Charge	2011 Monthly Charge	2012 Monthly Charge	2010 Winter (Oct 1 - May 31)	2011 Winter Rate	2012 Winter Rate	2010 Summer (Jun 1 - Sep 30)	2011 Summer (0 - 5 ccf)	2012 Summer (0 - 5 ccf)	2010 Summer (6+ ccf)	2011 Summer (6+ ccf)	2012 Summer (6+ ccf)
Single Family Residential												
Low Income - Sr. or Disabled	\$8.25	\$8.91	\$9.24	\$3.20	\$3.28	\$3.43	\$3.20	\$3.28	\$3.43	\$3.80	\$3.88	\$4.06
5/8" or 3/4"	\$11.25	\$12.15	\$13.24	\$3.20	\$3.28	\$3.43	\$3.20	\$3.28	\$3.43	\$3.80	\$3.88	\$4.06
1"	\$20.00	\$21.60	\$23.54	\$3.20	\$3.28	\$3.43	\$3.20	\$3.28	\$3.43	\$3.80	\$3.88	\$4.06
1.5"	\$33.95	\$36.67	\$39.97	\$3.20	\$3.28	\$3.43	\$3.20	\$3.28	\$3.43	\$3.80	\$3.88	\$4.06
2.0"	\$52.10	\$56.27	\$61.33	\$3.20	\$3.28	\$3.43	\$3.20	\$3.28	\$3.43	\$3.80	\$3.88	\$4.06
Commercial & Multi-Family Residential												
5/8" or 3/4"	\$17.10	\$18.47	\$20.13	\$3.20	\$3.28	\$3.43	\$3.20	\$3.28	\$3.43	\$3.80	\$3.88	\$4.06
1"	\$34.55	\$37.31	\$40.67	\$3.20	\$3.28	\$3.43	\$3.20	\$3.28	\$3.43	\$3.80	\$3.88	\$4.06
1.5"	\$63.00	\$68.04	\$74.16	\$3.20	\$3.28	\$3.43	\$3.20	\$3.28	\$3.43	\$3.80	\$3.88	\$4.06
2.0"	\$98.60	\$106.49	\$116.07	\$3.20	\$3.28	\$3.43	\$3.20	\$3.28	\$3.43	\$3.80	\$3.88	\$4.06
3.0"	\$205.60	\$222.05	\$242.03	\$3.20	\$3.28	\$3.43	\$3.20	\$3.28	\$3.43	\$3.80	\$3.88	\$4.06
4.0"	\$311.70	\$336.64	\$366.93	\$3.20	\$3.28	\$3.43	\$3.20	\$3.28	\$3.43	\$3.80	\$3.88	\$4.06
6.0"	\$603.25	\$651.51	\$710.15	\$3.20	\$3.28	\$3.43	\$3.20	\$3.28	\$3.43	\$3.80	\$3.88	\$4.06
8.0"	\$952.15	\$1,028.32	\$1,120.87	\$3.20	\$3.28	\$3.43	\$3.20	\$3.28	\$3.43	\$3.80	\$3.88	\$4.06
Irrigation Meter Rates												
5/8" or 3/4"	\$17.10	\$18.47	\$20.13	\$3.80	\$3.88	\$4.06	\$3.80	\$3.88	\$4.06	\$3.80	\$3.88	\$4.06
1"	\$34.55	\$37.31	\$40.67	\$3.80	\$3.88	\$4.06	\$3.80	\$3.88	\$4.06	\$3.80	\$3.88	\$4.06
1.5"	\$63.00	\$68.04	\$74.16	\$3.80	\$3.88	\$4.06	\$3.80	\$3.88	\$4.06	\$3.80	\$3.88	\$4.06
2.0"	\$98.60	\$106.49	\$116.07	\$3.80	\$3.88	\$4.06	\$3.80	\$3.88	\$4.06	\$3.80	\$3.88	\$4.06
Stand by Fire Rates												
1.5"	\$7.25	\$7.83	\$8.53	Average SFR Monthly Bills								
2.0"	\$9.60	\$10.37	\$11.30	Winter SFR	# of months	2010	2011	2012	2011		2012	
				Meter Charge		\$11.25	\$12.15	\$13.24	\$ Difference	% Difference	\$ Difference	% Difference
2.5"	\$14.10	\$15.23	\$16.60	7 CCF		\$22.40	\$22.96	\$24.01				
				Total Winter	8	\$33.65	\$35.11	\$37.25	\$1.46	4.34%	\$2.14	6.1%
4.0"	\$33.35	\$36.02	\$39.26	Summer SFR		2010	2011	2012	2011		2012	
				Meter Charge		\$11.25	\$12.15	\$13.24	\$ Difference	% Difference	\$ Difference	% Difference
6.0"	\$48.30	\$52.16	\$56.86	9 CCF		\$31.20	\$31.92	\$33.39				
				Total Summer	4	\$42.45	\$44.07	\$46.63	\$1.62	3.82%	\$2.56	5.8%
10.0"	\$84.60	\$91.37	\$99.59	Annual Avg:	12	\$36.58	\$38.10	\$40.38	\$1.51	4.14%	\$2.28	6.0%

Highline Water District King County, Washington

RESOLUTION 11-11-22A

WHEREAS, the proposed **2013 Water Rates** (highlighted) are as follows:

Proposed 2013 Water Rates Effective 1/1/2013
 Avg. 3.0% Rate Increase: (+5% Meter Charge & +2% Water Consumption Rate)
 Low-Income Senior / Disabled: - (\$4.00) less than 5/8" or 3/4" meter base charge

Meter Size	2011 Monthly Charge	2012 Monthly Charge	2013 Monthly Charge	2011 Winter Rate	2012 Winter Rate	2013 Winter Rate	2011 Summer (0 - 5 ccf)	2012 Summer (0 - 5 ccf)	2013 Summer (0 - 5 ccf)	2011 Summer (6+ ccf)	2012 Summer (6+ ccf)	2013 Summer (6+ ccf)	
Single Family Residential													
Low Income - Sr. or Disabled	\$8.91	\$9.24	\$8.90	\$3.28	\$3.43	\$3.50	\$3.28	\$3.43	\$3.50	\$3.88	\$4.06	\$4.14	
5/8" or 3/4"	\$12.15	\$13.24	\$13.90	\$3.28	\$3.43	\$3.50	\$3.28	\$3.43	\$3.50	\$3.88	\$4.06	\$4.14	
1"	\$21.60	\$23.54	\$24.72	\$3.28	\$3.43	\$3.50	\$3.28	\$3.43	\$3.50	\$3.88	\$4.06	\$4.14	
1.5"	\$36.67	\$39.97	\$41.96	\$3.28	\$3.43	\$3.50	\$3.28	\$3.43	\$3.50	\$3.88	\$4.06	\$4.14	
2.0"	\$56.27	\$61.33	\$64.40	\$3.28	\$3.43	\$3.50	\$3.28	\$3.43	\$3.50	\$3.88	\$4.06	\$4.14	
Commercial & Multi-Family Residential													
5/8" or 3/4"	\$18.47	\$20.13	\$21.14	\$3.28	\$3.43	\$3.50	\$3.28	\$3.43	\$3.50	\$3.88	\$4.06	\$4.14	
1"	\$37.31	\$40.67	\$42.71	\$3.28	\$3.43	\$3.50	\$3.28	\$3.43	\$3.50	\$3.88	\$4.06	\$4.14	
1.5"	\$68.04	\$74.16	\$77.87	\$3.28	\$3.43	\$3.50	\$3.28	\$3.43	\$3.50	\$3.88	\$4.06	\$4.14	
2.0"	\$106.49	\$116.07	\$121.88	\$3.28	\$3.43	\$3.50	\$3.28	\$3.43	\$3.50	\$3.88	\$4.06	\$4.14	
3.0"	\$222.05	\$242.03	\$254.13	\$3.28	\$3.43	\$3.50	\$3.28	\$3.43	\$3.50	\$3.88	\$4.06	\$4.14	
4.0"	\$336.64	\$366.93	\$385.28	\$3.28	\$3.43	\$3.50	\$3.28	\$3.43	\$3.50	\$3.88	\$4.06	\$4.14	
6.0"	\$651.51	\$710.15	\$745.65	\$3.28	\$3.43	\$3.50	\$3.28	\$3.43	\$3.50	\$3.88	\$4.06	\$4.14	
8.0"	\$1,028.32	\$1,120.87	\$1,176.91	\$3.28	\$3.43	\$3.50	\$3.28	\$3.43	\$3.50	\$3.88	\$4.06	\$4.14	
Irrigation Meter Rates													
5/8" or 3/4"	\$18.47	\$20.13	\$21.14	\$3.88	\$4.06	\$4.14	\$3.88	\$4.06	\$4.14	\$3.88	\$4.06	\$4.14	
1"	\$37.31	\$40.67	\$42.71	\$3.88	\$4.06	\$4.14	\$3.88	\$4.06	\$4.14	\$3.88	\$4.06	\$4.14	
1.5"	\$68.04	\$74.16	\$77.87	\$3.88	\$4.06	\$4.14	\$3.88	\$4.06	\$4.14	\$3.88	\$4.06	\$4.14	
2.0"	\$106.49	\$116.07	\$121.88	\$3.88	\$4.06	\$4.14	\$3.88	\$4.06	\$4.14	\$3.88	\$4.06	\$4.14	
Stand by Fire Rates													
1.5"	\$7.83	\$8.53	\$8.96	Average SFR Monthly Bills									
2.0"	\$10.37	\$11.90	\$11.87	# of months	2011	2012	2013	2012		2013			
					\$12.15	\$13.24	\$13.90	% Difference	% Difference	\$ Difference	% Difference		
2.5"	\$15.23	\$16.60	\$17.43		\$22.96	\$24.01	\$24.50						
3.0"	\$29.05	\$31.67	\$33.25	8	\$35.11	\$37.25	\$38.40	\$2.14	6.1%	\$1.15	3.1%		
4.0"	\$36.02	\$39.26	\$41.22		\$12.15	\$13.24	\$13.90						
6.0"	\$52.16	\$56.86	\$59.70		\$31.92	\$33.39	\$34.06						
8.0"	\$70.63	\$76.99	\$80.84	4	\$44.07	\$46.63	\$47.96	\$2.56	5.8%	\$1.33	2.9%		
10.0"	\$91.37	\$99.59	\$104.57	12	\$38.10	\$40.38	\$41.59	\$2.28	6.0%	\$1.21	3.0%		

**Highline Water District
King County, Washington**


RESOLUTION 11-11-22A

NOW, THEREFORE, BE IT RESOLVED:


The Board of Commissioners of Highline Water District adopts the 2012 – 2013 Water Rates as referenced in this document and incorporated herein and authorizes the General Manager to amend the Highline Water District Code (HWDC), Section 6.04.020 Water/Miscellaneous Rates accordingly.

ADOPTED BY THE BOARD OF COMMISSIONERS of Highline Water District, King County, Washington, at a Workshop Open Public Meeting held this **22nd** day of **November 2011**.


BOARD OF COMMISSIONERS



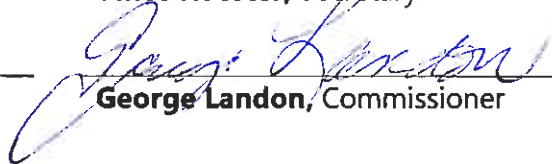
Gerald R. Guite, President



Vince Koester, Secretary



Daniel Johnson, Commissioner



George Landon, Commissioner



Kathleen Quong-Vermeire, Commissioner